

Oregon Instructor Workshop

July 2025



Presented by:
D&SDT – Headmaster

Welcome!

The purpose of the Instructor Workshop is to provide Instructors with insight into the testing day so they can better prepare their candidates for their nurse aide exam.

Remember, testing is not all-inclusive care, but a spot check on minimum competency for each task tested.

Candidates are less anxious when they are well prepared and familiar with the format, equipment used and what is being read to them during testing.

Take the tools and tips we give you in this workshop and use them in your labs and during mock testing as you prepare your candidates for their nurse aide competency exam.



Testing Attire Update

Candidates will be required to wear
clinical attire (scrubs) for
skills testing only.

Skill Task Updates to Testing

Effective August 1, 2025

Put on a Gown and Gloves, Measure and Record the Output from a Urinary Drainage Bag, and Remove the Gown and Gloves

Step 17: Does not touch the graduate with any portion of the tubing.

❖ Remove this step

➤ Rationale: this step is unnecessary

Skill Task Updates to Testing

Effective August 1, 2025

Re-position a Client on their Side in the Bed

Step 13: Places support devices under the client's upside arm.

❖ **Step Reworded:** Places support devices under the client's ***top side*** arm.

➤ **Rationale:** clarifies which part of the arm the support device needs to be under

Skill Task Updates to Testing

Effective August 1, 2025

Transfer a Client from a Wheelchair to their Bed using a Gait Belt

Step 11: Asks the client to place their hands on the wheelchair armrests.

❖ Remove this step

➤ Rationale: this step is unnecessary

Skill Task Updates to Testing

Effective August 1, 2025

Taking and Recording a Client's Temperature (using a touchless infrared thermometer), Radial Pulse and Respirations

Step 6: Hold the thermometer at a length of 3 fingers put together from the client's temple (3-5cm).

❖ Remove this step

➤ Rationale: to follow guidelines and current practice

Step 5: Point the thermometer at the end of the client's eyebrow.

❖ Will be reworded to: **Points the thermometer at the client's forehead.**

➤ Rationale: to follow guidelines and current practice

Skill Task Updates to Testing

Effective August 1, 2025

Range of Motion for a Client's Lower Extremities (Hip and Knee)
and
Range of Motion for a Client's Upper Extremities (One Shoulder)

Will be combined into one task:

Range of Motion for a Client's Upper (one shoulder) and
Lower (hip and knee) Extremities

➤ *Rationale: consistency in steps, better flow for teaching/learning*

The new task can be viewed in the Candidate Handbook effective August 1, 2025, that will be posted once approved by the Board.

NURSE AIDE TEST PLAN

**No changes were made to the
Nurse Aide Test Plan.**

The test retains 80 questions.

MEDICATION AIDE TEST PLAN UPDATE

Headmaster Subject Areas **CHANGE TO** OSBN Curriculum Domains

Authorized Duties / Regulations → **Ethical and Legal**

Documentation / Terminology → **Communication and Documentation**

Error Reporting / Role and Responsibility → **Ethical and Legal**

Medication Administration / Client Rights → **Medication Fundamentals**

Medication Administration / Client Rights → **Medication Administration**

Medication Effects → **Safety**

Medication Effects → **Medication Administration**

MEDICATION AIDE TEST PLAN UPDATE

Previous Test Plan

Authorized Duties /

Regulations: *9 questions*

Documentation / Terminology:
10 questions

**Error Reporting / Role and
Responsibility:** *10 questions*

Medication Administration /

Client Rights: *18 questions*

Medication Effects:
13 questions

Total: 60 questions

OSBN Curriculum Domains New Test Plan

Communication & Documentation: *5 questions*

Ethical and Legal: *4 questions*

Medication Administration: *26 questions*

Medication Fundamentals: *20 questions*

Safety: *5 questions*

Total: 60 questions



Secrets to Successful Testing



D&SDT-Headmaster's Oregon

Nurse Aide Testing Web Page

www.hdmaster.com



D&S Diversified Technologies LLP

Headmaster LLP

Oregon CNA Testing and Certification



Innovative, quality technology solutions
throughout the United States
since 1985.

Candidates	Test Sites & Instructors	TEST ADMINISTRATION SERVICES ENTITY (TASE) RN TEST OBSERVER	Contact
CANDIDATE HANDBOOK EFFECTIVE 10-1-2024	TEST SITE AGREEMENT APPLICATION	TASE-RN TEST OBSERVER APPLICATION	Please feel free to contact us if you have questions, concerns, or suggestions about our service. We value the feedback we receive from everyone involved in the Oregon NA training, testing, and certification process.
CANDIDATE HANDBOOK EFFECTIVE 8-1-2025	Test Site Agreement Form (Referenced in the Test Site Agreement Application)	RN TEST OBSERVER/TEST SITE EQUIPMENT LIST (Referenced in the TASE-RN Test Observer Application) Print and keep a copy for your reference.	
	TEST SITE EQUIPMENT LIST	OTHER TASE-RN TEST OBSERVER FORMS (Attachment A documents referenced in the TASE-RN Test Observer Application)	D&S Diversified Brenah Q. Program Manager PO Box 6609 Helena, MT 59604 Phone: (800) 393-8664 Fax: (406) 442-3357
	Test Date Request Form (for Facility use only)	Test Administration Services Agreement Form TASE FORM 1505OR-NA (Referenced in the TASE-RN Test Observer Application)	oregon@hdmaster.com
	Mock Testing Skill Test Instructions	All Test Observer Independent Contractor Forms Click Here	
	Mock Testing knowledge Test Instructions	Skill Test Instructions	
	Client Diet Cards	Knowledge Test Instructions	
	120ml Fluid Intake Sheet	Remotely Proctored Knowledge Exam Instructions	
	240ml Fluid Intake Sheet	Knowledge Test Checklist	
	OREGON MOCK SKILLS Effective 10-1-2024	Skill Test Checklist	
	OREGON MOCK SKILLS Effective 8-1-2025	Antiembolic Stockings	
	Instructor Workshop Presentation	Knowledge Test Has Started	
	Test Master TMUG How To Guides	Skills Test Has Started	
	How to Complete a Student	OR Diet Cards	
	How to Mark a Student Incomplete	Quiet Sign	
	How to Enter Students in TMU Instructor Guide	Recording Form	
	TestMaster Universe (TMUG) Testing	Relaxation Area	
	Oregon TMUG® Login		
	Instructor Workshop Information		
	Fluid Intake Cups		
	Please see the Fluid Intake Cup order form on our main page under Nurse Aide.		

Information and Resources Available

www.hdmaster.com

Candidates

CANDIDATE HANDBOOK
EFFECTIVE 8-1-2025

Training Programs / Instructors / Test Sites

Test Sites & Instructors

TEST SITE AGREEMENT APPLICATION

Test Site Agreement Form
(Referenced in the Test Site Agreement Application)

TEST SITE EQUIPMENT LIST

Test Date Request Form
(for Facility use only)

Mock Testing Skill Test Instructions

Mock Testing knowledge Test Instructions

Client Diet Cards

120ml Fluid Intake Sheet

240ml Fluid Intake Sheet

OREGON MOCK SKILLS
Effective 10-1-2024

Instructor Workshop Presentation

Test Master TMU® How To Guides

How to Complete a Student

How to Mark a Student Incomplete

How to Enter Students in TMU Instructor Guide

TestMaster Universe (TMU®) Testing

Oregon TMU® Login

Instructor Workshop Information

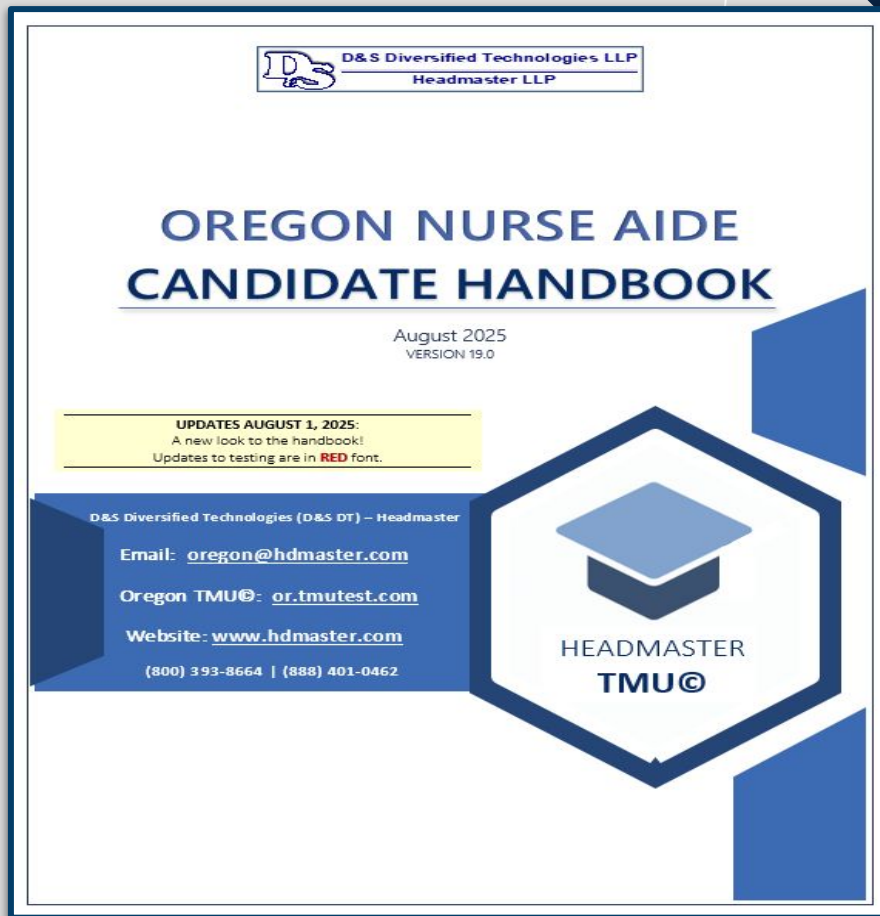
Fluid Intake Cups

Please see the Fluid Intake Cup order form
on our main page under Nurse Aide.

Oregon Candidate Handbook

Important Items Covered in the Handbook:

- Knowledge Test Information and Content
- Manual Skills Listing
- Test Day & Testing Policies
- Reschedule / Refund / No Show Information
- Test Results
- Knowledge Test Vocabulary Words



MOCK TESTING

MOCK TESTING PROVIDES:

- Testing experience that may be encountered on test day
 - Familiarity with procedures used during testing
 - Knowledge Exam and Skill Test Instructions
 - Hands-on practice with the skill tasks
 - Time management experience within the allotted 35 minute time frame
- ...:::

MOCK SKILLS

1.) AMBULATE A CLIENT WITH A WALKER USING A GAIT BELT

	Knock on the door.	
	Perform hand hygiene. a. Cover all surfaces of hands with hand sanitizer. b. Rub your hands together until they are completely dry.	
	Explain the procedure to the client.	
	Lock the bed brakes to ensure the client's safety.	
	Lower the bed so the client's feet are flat on the floor when sitting on the edge of it.	
	Bring the client to a sitting position.	
	Place the gait belt around the client's waist to stabilize the trunk.	
	Tighten the gait belt.	
	Check the gait belt by slipping fingers between the gait belt and the client.	
	Assist the client in putting on shoes.	
	Assist the client to stand.	
	Position the walker in front of the client.	
	Ensure the client has stabilized walker.	
	Position yourself behind and slightly to the side of the client.	
	Walk to the side a little behind the client.	
	Safely ambulate the client at least 10 steps to the wheelchair.	
	Lock the wheelchair brakes to ensure the client's safety.	
	Assist the client to sit in the wheelchair in a controlled manner that ensures safety.	
	Use correct body mechanics at all times.	
	Remove the gait belt.	
	Leave the client in a position of comfort and safety.	
	Maintain respectful, courteous interpersonal interactions at all times.	
	Place the client within easy reach of the call light or signaling device.	
	Perform hand hygiene. a. Cover all surfaces of hands with hand sanitizer. b. Rub your hands together until they are completely dry.	

Oregon Mock Skills

Effective for testing: August 1, 2025

Note: The skill task steps included in the mock skills are offered as guidelines to help prepare candidates for the Oregon nurse aide skill test and the steps included are not intended to be used to provide complete care that would be all-inclusive of best care practiced in an actual work setting.

D&SDT-Headmaster

Test Results Feedback



DIAGNOSTIC FEEDBACK PROVIDED ON TEST RESULTS:

- ❖ Vocabulary words to study for the Knowledge exam
- ❖ Skill steps missed on the Skill Tasks
- ❖ Encourage candidates to call D&SDT for assistance understanding their test results so they may have a successful retake

Become a Test Site

BENEFITS OF BECOMING A TEST SITE FOR YOUR CANDIDATES:

Candidates testing where they train helps decrease anxiety due to familiarity with the

- Location
- Set-up of the room
- Equipment

Test Sites & Instructors
TEST SITE AGREEMENT APPLICATION
Test Site Agreement Form (Referenced in the Test Site Agreement Application)
TEST SITE EQUIPMENT LIST

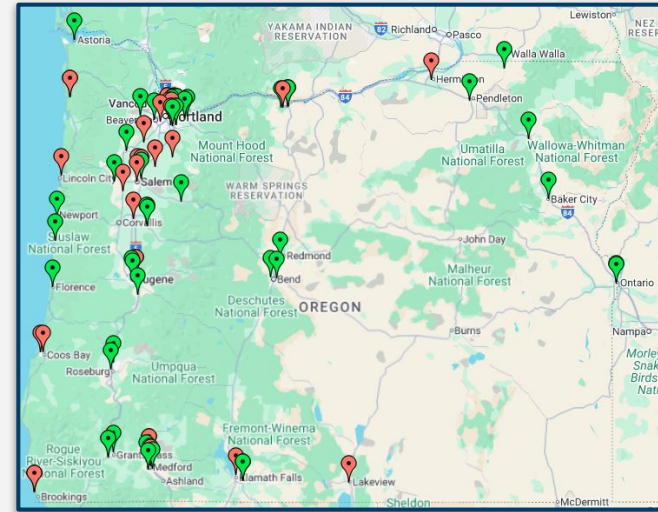
NURSE AIDE & MEDICATION AIDE: TEST SITE

This application is for Facilities who would like to become approved Test Sites.

Apply

Key Points about Regional Test Sites

- ❖ **Accessibility**: Regional Test Sites enhance testing accessibility for the local population by simplifying access and reducing travel needs.
- ❖ **Community Involvement**: Hosting nurse aide testing events allows your facility to enhance its mission of serving the local community. As a Regional Test Site, you can demonstrate your commitment to community involvement and support.
- ❖ **Highlight your Organization**: This highlights your facility and available programs, such as nursing programs, etc. that support nurse aide candidates' career advancement or career opportunities within your organization.



Test Site Requirements



D&S Diversified Technologies (D&SOT), LLP - HEADMASTER, LLP
 187 Office: P.O. Box 4629 | Hallow, MT 59604-0629
 OH Office: P.O. Box 418 | Findlay, OH 43839
 (800)393-8664 | (877)853-2355 | (888)402-0462 | Fax: (408)442-3357
 hmaster@headmaster.com | Website: www.headmaster.com

D&S DIVERSIFIED TECHNOLOGIES (D&SOT), LLP - HEADMASTER, LLP
 187 Office: P.O. Box 4629 | Hallow, MT 59604-0629
 OH Office: P.O. Box 418 | Findlay, OH 43839
 (800)393-8664 | (877)853-2355 | (888)402-0462 | Fax: (408)442-3357
 hmaster@headmaster.com | Website: www.headmaster.com

Innovative, quality technology
 solutions throughout
 the United States since 1985.

OREGON NURSE AIDE

TEST SITE EQUIPMENT LIST

FOR TEST SITES: To be approved, a testing site must have all the materials listed for Testing Sites. Please refer to the following list for equipment and supplies needed by the test site or brought to the site with the RN Test Observer.

FOR RN TEST OBSERVERS: Your role is crucial. To be certified and remain active, you are responsible for checking test sites before starting each test event. Your task is to ensure that the test site equipment listed herein is available and in good working order. If not, you will report missing or inoperable test site equipment by listing it under the test irregularities in the test event before submitting your test event observations for scoring. You will carry at least the minimum equipment/supplies listed on the Additional Equipment Normally Provided by RN Observers to each test event you choose to oversee.

EQUIPMENT/SUPPLIES PROVIDED BY TEST SITE

- At least three Internet-connected computers, laptops, or tablets in the Knowledge Test room **and/or** provide Internet access (WiFi) for RN Test Observer-provided tablets or laptops.
- Internet-connected computer, laptop, or tablet in the Skill Test room **and/or** Internet access (WiFi) access for RN Test Observer provided laptop or tablet.
- Hand washing sink with warm running water, soap, and paper towels (paper towel dispenser should be automatic advancing or pull-out type, not one that a bar or lever has to be touched to advance paper towels; must have manual hand faucets, no automatic faucets or foot pedals – sink cannot be used for dirty water disposal)
The sink must be no further than a 20-second walk from the skills demonstration area.
- Long-term care bed(s) with working bed brakes and bed controls (beds with brakes that are locked when the bed is raised (legs stay down) and beds that sound an alarm when the brakes are not locked are **not acceptable**. Alarms have to be manually engaged.)
- Manikin (full body, anatomically correct – with pen area for female and male)
- Working privacy curtain(s) (foldable/portable screens/curtains are not allowed)
- Bedside stand
- Overbed table
- Wastebasket(s)
- Laundry receptacle(s) (hamper)
- Hand sanitizer(s)
- Toilet or commode (if a toilet is not available in the skills lab)
- Wall clocks – in the knowledge test room and skills lab (skills lab clock must have a second hand and be easily visible)
- Call light or signaling device (doesn't have to be a working signaling device)
- Wheelchair with working brakes and removable footrests (footrests removed for testing)
- Walker
- Chair(s)
- Bedpans (one standard and one fracture)

- Tissue/toilet paper
- Linens including clean washcloths, towels, bath blankets, barriers (such as waterproof (incontinence) pads, chux, etc.), residents' gowns (tie type, no snaps), pillows (4)
- Catheter with tubing
- Urinary drainage bag with tubing
- Washbasins
- Emesis basins
- Output measurement container/graduate
- Gait belts/transfer belts
- Food tray and disposable spoons
- Teaching – (binaural) stethoscope and two sizes of blood pressure cuffs
- Pulse oximeter (finger type or vital signs monitor)
- Touchless infrared thermometer
- Food tray and disposable spoons
- Disposable adult briefs with small plastic garbage bags
- Disposable wipes for hand hygiene in the Feeding task

ROOM REQUIREMENTS

The knowledge and skill test areas must be completely enclosed (doors on all entrances and floor-to-ceiling walls to avoid noise and distractions).

Distraction and Interruption Free Skills Lab – with all equipment and supplies listed available and in good working order.

- Any signage (posters) or displays that may cue candidates must be covered or removed for test days.
- If the skills lab and/or knowledge test room has any interior windows (i.e., on the door), they would need to be covered (blinds/etc.) during testing.

Distraction and Interruption Free Knowledge Test Room (not needed with remote proctored knowledge testing)

Holding or Waiting Area – where candidates may wait to take the exam (not needed with remotely proctored knowledge testing)

Due to test security, active cameras or video devices are prohibited in the skills lab or knowledge test room!



D&S Diversified Technologies (D&SOT), LLP - HEADMASTER, LLP
 187 Office: P.O. Box 4629 | Hallow, MT 59604-0629
 OH Office: P.O. Box 418 | Findlay, OH 43839
 (800)393-8664 | (877)853-2355 | (888)402-0462 | Fax: (408)442-3357
 hmaster@headmaster.com | Website: www.headmaster.com

D&S DIVERSIFIED TECHNOLOGIES (D&SOT), LLP - HEADMASTER, LLP
 187 Office: P.O. Box 4629 | Hallow, MT 59604-0629
 OH Office: P.O. Box 418 | Findlay, OH 43839
 (800)393-8664 | (877)853-2355 | (888)402-0462 | Fax: (408)442-3357
 hmaster@headmaster.com | Website: www.headmaster.com

Innovative, quality technology
 solutions throughout
 the United States since 1985.

ADDITIONAL EQUIPMENT NORMALLY PROVIDED BY RN TEST OBSERVER

(OR MAY BE PROVIDED BY THE TEST SITE)

- RN Test Observer may provide their own laptop or tablet for skill testing and three tablets or laptops for knowledge testing (mobile tester)
- Pens/pencils for recordings
- Scratch paper
- Official data recording forms (available on D&SOT-Headmaster's Oregon webpage)
- Small clipboard to place the recording form on
- Disposable gloves in assorted sizes
- Isolation gowns (can be reusable cloth or disposable gowns; tie closure, Velcro closure, or slip-over-the-head gowns are allowed)
- Non-skid footwear for actor (easy to put on; slipper socks are not allowed)
- Over-sized button-up shirt, sweat pants/shorts, socks that will easily fit over the actor's clothing
- Sample food items (single-serve size containers of applesauce, pudding, etc.)
- Mandatory Diet card (available on D&SOT-Headmaster's Oregon webpage), disposable spoons, napkins, and bendable straws
- 1 clear 240ml glass and 1 clear 120ml glass for Feeding Task (provided in testing kit from D&SOT-Headmaster)
- Actor's toothbrush, toothpaste, and disposable cups
- Soap - **PERI-WASH AND NO RINSE SOAPS ARE NOT ALLOWED**
- Alcohol wipes/pads or antiseptic wipes
- Toilet or tissue paper

- Gait/transfer belt, you know will fit your actor
- Back up hand sanitizer(s)
- Basic watch with a second-hand or travel clock with a second-hand
- AUDIO KNOWLEDGE EXAM ADMINISTRATION:** Disposable wired earbuds or headphones that can plug into the computer speaker jack (Bluetooth-connected devices are not allowed. Amazon sells disposable ones.)
- Pre-measured 'urine' fluid amounts in unmarked containers (hint: use yellow food coloring water)
- Two audible count-down timers (one for 15-minute left warning and one for 35-minute time up) or use the countdown timer on the TMU® Observer screen

RECOMMENDED ADDITIONAL ITEMS TO CARRY IN TESTING KIT

- Washcloths and towels that you know are clean to be used during the Bed Bath task on your actor
- A syringe to easily fill the drainage bag with pre-measured 'fake' urine
- Soap - **PERI-WASH AND NO RINSE SOAPS ARE NOT ALLOWED**
- Extra audible countdown timers in case a set doesn't work or batteries are dead
- Extra disposable wipes and single-serve food items for the Feeding task
- Your own finger pulse oximeter and a touchless infrared thermometer as backup
- Other small items you can use as backups to salvage a test event when something breaks or is missing, etc.

Test sites and RN Test Observers may mutually agree to a different mix of equipment distribution, depending on mutual agreement with the test site. Please call D&SOT-HEADMASTER at (800)393-8664 if we can be of assistance regarding any of these issues.

TEST SITE AFFIDAVIT:

Our facility will attest on the Oregon TMU® Nurse Aide: Test Site Application that our Test Site has the equipment and supplies listed herein and will make the equipment and supplies available to certified RN Test Observers for the purpose of administering nurse aide knowledge and skill tests to nurse aide candidates at our test site for days we have scheduled test events in TMU® and that our Facility is under no authoritative sanctions and that we have read, understood, and will abide by all listed guidelines.

RN TEST OBSERVER/TASE AFFIDAVIT:

RN Test Observers-TASEs will attest on the Oregon TMU® Nurse Aide: RN Test Observer | Test Administration Services Entity (TASE) Application that they will provide at least the equipment and supplies listed under **ADDITIONAL EQUIPMENT NORMALLY PROVIDED BY RN TEST OBSERVER** for the purpose of administering nurse aide knowledge and skill tests to nurse aide candidates that they have committed their team to test events for any test dates certified in TMU®.

Test Review Process

A candidate may request a review of their test results or dispute any other testing condition. The purpose of the review process is to ensure fairness and accuracy in the evaluation of a candidate's test. **There is a \$25 non-refundable test review deposit fee.** Test Review Requests must be received **within three (3) business days** from the official scoring of a candidate's test (excluding Saturdays, Sundays, and holidays).

We recommend that candidates call D&SDT-HEADMASTER and discuss the test outcome they are questioning before committing to sending the \$25 test review request deposit fee. Once they have further details about the scoring of their test, they will often understand the scoring process and learn how to better prepare themselves for subsequent exam attempts.

Since one qualification for certification as a nurse aide in Oregon is demonstrated by examination of minimum nurse aide knowledge and skills, the likely outcome of a review will determine who pays for any re-tests granted.

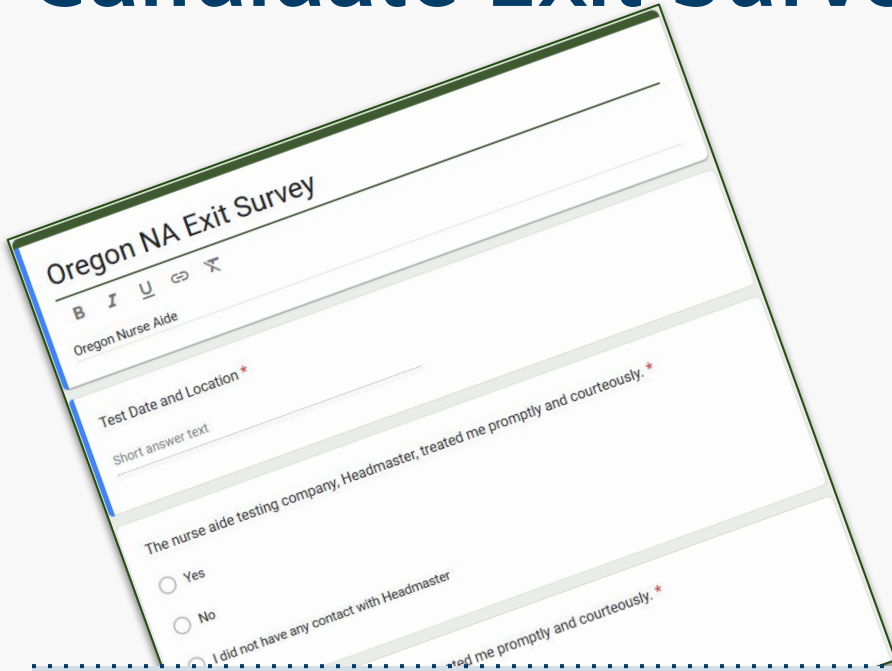
- If, after investigation, the review finding is in the candidate's favor, they will be refunded the \$25 test review deposit.
- If the finding of the review is *not in the candidate's favor*, the \$25 test review deposit will stand, and the fee is non-refundable.

NURSE AIDE & MEDICATION AIDE: TEST REVIEW REQUEST AND PAYMENT FORM - \$25.00

This application is to request a review of your test results or dispute any other condition of your testing that you think altered the outcome of your test. You must submit the \$25 non-refundable test review fee and a detailed explanation with this Test Review Request. We recommend calling D&SDT-HEADMASTER staff for a test results consultation before submitting this form with your test review fee. NOTE: Please refer to the Candidate Handbook 'Test Review Requests' section.

Apply

Candidate Exit Survey

A screenshot of the 'Oregon NA Exit Survey' form, tilted at an angle. The form has a title bar with the text 'Oregon NA Exit Survey' and a toolbar with icons for bold, italic, underline, and text color. Below the title bar, the text 'Oregon Nurse Aide' is visible. The form contains several sections: a 'Test Date and Location' section with a 'Short answer text' input field; a section with the text 'The nurse aide testing company, Headmaster, treated me promptly and courteously.' followed by radio buttons for 'Yes' and 'No'; and another section with the text 'I did not have any contact with Headmaster' followed by a radio button. The form is set against a light blue background with a dark blue border.

Honest feedback by candidates on the Exit Survey is greatly appreciated.

Candidates have the opportunity to complete an Exit Survey when they receive their test results online in their TMU© account.

These surveys are confidential and only viewed by D&SDT-Headmaster and OSBN staff. The feedback provided improves the testing process in Oregon.



KNOWLEDGE EXAM

What to Expect



Knowledge Exam Instructions

These instructions are to be placed in the common area so **all** candidates can read them before entering the electronic knowledge test area.

A laminated copy is to be placed by each knowledge test station so the candidate may refer back to these directions during their knowledge test.

You cannot leave the Knowledge Testing Area/Room until you finish your Knowledge test. Please remember to use the restroom before entering the testing rooms if needed.

Cell phones, smartwatches, fitness monitors, Bluetooth-connected devices, or any other electronic devices (such as tablets, laptops, iPods, etc.) **MUST BE TURNED OFF** and are not allowed to be used or carried on or near your person (in pockets, on wrists, etc.) during testing. All personal belongings must be placed in the designated area within the testing room. Devices and personal belongings must be collected when you leave the test area after completing the exam component.

Anyone using an unapproved electronic device (texting/Google searching/etc.) or any other form of cheating during testing will be asked to leave the test site, forfeit all testing fees, have their exam scored as a failed test attempt, and be reported to their training program and the Oregon State Board of Nursing (OSBN).

The Knowledge Test Proctor (KTP) will ask you if you have any questions before your Knowledge Exam starts.

You will have **90 minutes** to complete your exam. The multiple-choice questions will be presented one at a time on the computer screen, and you will select answer A, B, C, or D for each question. You can navigate through the exam questions using the previous and next buttons.

The KTP will announce when 15 minutes are remaining.

If needed, you may do math calculations on scratch paper provided by the KTP. **Any scratch paper must be left with the KTP when testing is done.**

If you have any issues with the computer, please quietly alert the Knowledge Test Proctor (KTP).

When you believe you are finished with your exam, double-check all your answers. Then, quietly alert the KTP that you are finished. The KTP **MUST COME TO YOU**, ensure all questions are answered, and log you out of the exam.

DO NOT PRESS THE END EXAM BUTTON AT ANY TIME!

The KTP must assist you with ending the test.

Once the test is ended, the KTP will collect all testing materials and direct you to your next area. All testing materials must remain in the test area at all times.

Pick up any of your personal belongings as you quietly exit the room.

Knowledge Exam Instructions



CANDIDATE'S VIEW



Tests



Trainings



Downloads



Profile



Maria

Welcome, Maria!

Unread Notifications

You have currently have eight unread notifications.

Show Notifications



Training History

View your training details and history

View Your Training History



Testing History

View your testing details and history

View Your Testing History



Your Profile

View and update your personal and login information

Manage Your Profile



Downloads

Download instructions, forms, and other documents

View Downloads



Tests



Trainings



Downloads



Profile



8

Maria

[Home](#) > [Test History](#)

Your Tests

Scheduling

Exam	Status	Reason
Certified Nurse Aide Knowledge	Not Eligible	Already Scheduled
Certified Medication Aide Knowledge	Not Eligible	Missing required Training Medication Aide
Certified Nurse Aide Skill	Not Eligible	Already Scheduled

Testing History

Test Date	Exam	Test Site	Status	
06/22/2025 8:30 AM PDT	Certified Nurse Aide Skill	SAMARITAN LEBANON COMMUNITY HOSPITAL (TS) LEBANON, OR	Scheduled	Actions ▾
06/13/2025 8:30 AM PDT	Certified Nurse Aide Knowledge	LINN BENTON COMMUNITY COLLEGE (TS) LEBANON, OR	Pending	Prepare to Test Actions ▾

Start Your Knowledge Test

Verify Your Information



Please verify that you are the person whose information is below **AND** that it is correct before beginning the test

Name

BEST STUDENT

Email

beststudent@email.com

Birthdate

01/01/2000

Address

1000 Student Road
Student,

Start Code *

Enter start code to test

Given to you by the test's Observer

⬅ Go Back, Edit Information


➡ Information Correct, Begin Test



The RN Test Observer/KTP will provide the **START CODE** to the Candidate.

If all information is correct, the Candidate will enter the provided START CODE and click '**Information Correct, Begin Test**'.

If the information is not correct, click '**Go Back, Edit Information**'.

Candidates can see their time remaining as they work through the exam.

[Tests](#) [Trainings](#) [Downloads](#) [Profile](#)



BEST

[Home](#) > [Testing](#) > Knowledge Test

Nurse Aide Certified - BEST STUDENT

Time Remaining 00:59:52

[Keyboard Shortcuts](#)

End Test

#1. Question

A. ☐ Answer

B. ☐ Answer

C. ☐ Answer

D. ☐ Answer

← PREVIOUS

English ▾

Jump to Question

GO

NEXT →

When END TEST is clicked, if there are any questions remaining, the screen will flag them and they can go back to answer them.

When done with their exam, they will click the box next to 'I understand, finish my test' and then click 'I Want To End This Test'.

Finish Test

Are you sure you want to end this test?

WARNING!

You have some questions **without answers!** Are you sure you want to end this test?

By checking the box below and clicking the 'I Want To End This Test' button you acknowledge that you are **finished taking this test** and that you **cannot** go back.

☐ I understand, finish my test

← Back to Test

I Want To End This Test

[Home](#) > Tests

Your Tests

Once submitted, the candidate will see this screen.



Your answers have been submitted. Please check back later to see your results.





SKILL TEST

What to Expect



Skill Test Instructions

These instructions are to be placed in the waiting/check-in area so all candidates can read them before entering the skill test lab for their test.

You cannot leave the skill lab until you finish your skill test. Please remember to use the restroom before entering the testing rooms if needed.

Cell phones, smartwatches, fitness monitors, Bluetooth-connected devices, or any other electronic devices (such as tablets, laptops, iPods, etc.) **MUST BE TURNED OFF** and are not allowed to be used or carried on or near your person (in pockets, on wrists, etc.) during testing. All personal belongings must be placed in the designated area within the testing room. Devices and personal belongings must be collected when you leave the test area after completing the exam component.

Anyone using an unapproved electronic device (texting/Google searching/etc.) or any other form of cheating during testing will be asked to leave the test site, forfeit all testing fees, have their exam scored as a failed test attempt, and be reported to their training program and the Oregon State Board of Nursing (OSBN).

WELCOME TO YOUR SKILL TEST


The RN Test Observer (TO) does not decide whether or not you pass or fail. The TO only observes and records the steps they see you demonstrate. D&SDT-HEADMASTER staff score your test when the TO submits it for scoring.

- The first thing the TO will do when you enter the skill test area is show you where to place your personal belongings, cell phone (turned off), etc.
- Then, the TO will show you where the relaxation area is.
- You will be asked to show your ID as a double check to ensure the TO has your personalized skill test.
- The TO will sit beside you and ask you if you have any questions about these instructions.
- The next thing the TO will do is tell you the tasks you will demonstrate.
- Then, the TO will show you the location of the supplies you will need for your tasks and demonstrate the equipment you will use for your assigned tasks. You will have an opportunity to ask the TO any questions you may have during the equipment demonstration.
- The TO will read your first scenario and start the timers when you begin your first demonstration.
- You will have **35 minutes** to complete your assigned skill tasks.
- Each of your skill tasks has a scenario. The TO will read **you one scenario at a time**. Please perform and demonstrate the task as soon as you understand the scenario.
- At the beginning of your first task, you may use hand sanitizer.
- **When appropriate, toward the end of your first task, you must actually correctly wash your hands with soap and water.**
- During the demonstration of your other tasks, when appropriate, you may use hand sanitizer instead of actually washing your hands with soap and water.
- Steps that are only verbalized **do not count**.
- At any time, before you run out of time, you may:
 - Ask the TO to **reread** any scenario.
 - Correct any step on any task you believe you did incorrectly.
 - * To make a correction, you must tell the TO the specific task and what step(s) you will **re-demonstrate**.
- You may use any equipment necessary. You may move equipment as needed to accomplish your tasks.
- When finished with each task, verbally tell the TO you are finished and return to the relaxation area.
- Two timers will be set when you begin your skill test. The first timer will sound when 15 minutes remain, and the second will sound when all 35 minutes have elapsed.
- The Test Observer will read your first scenario and start the timers when you begin your first demonstration.

Skill Test Instructions



Skill Test - What to Expect

A medical assessment form with various fields for recording patient data. Fields include: Candidate's Name, Temperature, Pulse, Pulse O2 %, Urinary Output, Blood Pressure, Respiration, Glucose 1, Glucose 2, Total Fluid Intake, Food Intake, and Candidate's Signature. There are also checkboxes for "PLEASE PRINT" and "M".

❖ RELAXATION AREA

❖ EQUIPMENT / SUPPLIES DEMONSTRATION

❖ READING THE TASKS THE CANDIDATE WILL BE DEMONSTRATING

❖ ASKING THE CANDIDATE IF THEY HAVE ANY QUESTIONS

❖ READING THE FIRST SCENARIO






❖ TIMER STARTS



Training Program/Instructor Reports




Facility Log In

 Students Reports

Welcome, Training Program!


Viewing Nurse Aide (CNA) records

Inbox




See notifications regarding your account

Your Profile



Manage your personal information

Students



View related training records and people

Reports

Events & Facilities
Information about test events

No Show
List of tests marked as No Show

[VIEW](#)

Testing
Information on knowledge and skill tests that have been taken

Knowledge Detail
Pass rates per subject and list of most often missed vocabulary words

[VIEW](#)

Pass / Fail
Details test results of students and where they trained

[VIEW](#)

Retake Summary
Details pass rates for an exam on a given try (1,2,3, etc...)

[VIEW](#)

Skill Detail
Pass rates for skill tasks and individual steps in those tasks

[VIEW](#)

Testing Trends
Totals and pass rates per month for trainings and exams

[VIEW](#)

Trainings
Information on trainings and locations

Attrition Rate - Training Programs
Details about trainings and count of reasons for not completing them grouped by Training Program

[VIEW](#)

Attrition Rate - Faculty
Details about trainings and count of reasons for not completing them grouped by Faculty

[VIEW](#)

Training to Testing Interim
Shows length of time from training completion to first test

[VIEW](#)

Facility Reports






PASSED	SUBJECT
89%	Safety
89%	Data Collection
86%	Communication
85%	Care Impaired
85%	Aging Process and Restorative Care
83%	Role / Responsibility
83%	Mental Health
81%	Disease Process
77%	Infection Control
77%	Basic Nursing Skills
77%	Personal Care
76%	Client Rights

Knowledge Detail

Pass rates per subject and list of most often missed vocabulary words

Missed Vocabulary Words



MISSED	VOCAB
100%	aseptic (6)
83%	stroke (6), TIA (6)
78%	health-care team (9)
67%	holistic care (15), elimination (9), plate rim (6), advance directives (6)
63%	regulation (8)
56%	ischemia (9), social worker (9), disrespect (9)
50%	antibiotics (6), swelling (6), circulation (6), fraud (6), reminiscing (6), eyeglasses (8), shaving (8)
44%	death and dying (9)
40%	tub bath (25)
38%	clear liquid diet (8), sexual needs (8), self-esteem (8), stealing (8), output (8)
33%	MSDS (9), sundowning (9), abuse (9), perineal care (30), paranoia (6), reporting (6), chemical safety (6), pathogen (6)
29%	resident independence (17), urinary (17), ambulation (14), isolation (14)
27%	infection control (33), survey (15)
25%	bathing (32), subjective (8), behavior (8), cancer (8), breathing (8), mouth care (8), Huntington's (8), nutritional supplement (8)
24%	falls (17)
23%	hand washing (40)
22%	rights (37), cognitively impaired (9), fracture pan (9)
21%	communication (72), body mechanics (29), vomitus (14)

20%	infection (35), Alzheimer's (40), osteoporosis (15)
17%	emesis (12), arthritis (6), activities (6), chain of command (6), Alzheimer's (40), fecal impaction (6), hemiplegia (6), semi fowlers (6), flatus (6), dying (6), cyanotic (6)
15%	abdominal thrust (20)
14%	measuring height (14), spiritual needs (14), vision change (14)
13%	restorative care (23), positioning (15), job description (8), physician's authority (8), contracture (8), vital signs (8), Sharp's container (8), diabetes (8), needles (8), antibacterial (8), pressure ulcer (8), hip prosthesis (8)
11%	confused resident (36), constipation (9), anxiety (9), hyperventilation (9), progressive (9), musculoskeletal (9), oral temperature (9), nosocomial infection (9)
9%	dysphagia (34), charge nurse (23)
8%	impaired (12)
7%	oxygen (15), cleaning (15), call light (14)
6%	hearing impaired (17)
5%	restraint (20)
4%	safety (26), pulse (23)
3%	paralysis (29), dressing (29)
0%	standard precautions (15), nasal cannula (9), incontinence (9), orientation (9), oral care (15), feeding (15), body alignment (9), chemical restraint (18), weight (17), masturbation (9), linen (9), gait belt (23), foot care (9), interpersonal skills (17), admitting resident (9), resident's families (9), grieving process (23), acceptance (9), responding to resident behavior (9), aging process (9), RACE (acronym) (9), water faucets (6), reposition (14), spills (6), mistakes (6), weighing (6), emotional needs (6), social needs (6), empathy (6), seizure (14), range of motion (6), mechanical lift (14), sanitizer (6), mental health (6), phone etiquette (6), anger (6), urine specimen (6), choking (6), lift/draw sheet (8), gerontology (8), supine (8), mobility (8), resident's environment (8), stress (8), resident trust (8), Parkinson's (16), body language (8), radial (8), scale (8), denial (8), Fowler's (8), gloves (8), mask (8), protective equipment (8)

Pass / Fail

Details test results of students and where they trained

CERTIFIED NURSE AIDE - KNOWLEDGE

RECORDS	PASS	VARIANCE
---------	------	----------

32	57.14%	-2.32%
----	--------	--------

1803	59.46%
------	--------

**Variance from
the statewide
pass rate.**

CERTIFIED NURSE AIDE - SKILL

RECORDS	PASS	VARIANCE
---------	------	----------

30	66.67%	-2.31%
----	--------	--------

1541	68.98%
------	--------

**Variance from
the statewide
pass rate.**

TOTAL STUDENTS

30

1588

OVERALL PASS

50.00%



59.38%

NAME	CERTIFICATION	TRAINING COMPLETED	TEST DATE	STATUS	EXAM
Student 1	MO0000000000001	12/13/2024	01/02/2025	Passed	Skill Certified Nurse Aide
		12/13/2024	12/30/2024	Passed	Knowledge Certified Nurse Aide
Student 2	MO0000000000002	12/13/2024	01/03/2025	Passed	Skill Certified Nurse Aide
		12/13/2024	12/30/2024	Passed	Knowledge Certified Nurse Aide
		12/13/2024	12/20/2024	Failed	Skill Certified Nurse Aide



Retake Summary

Details pass rates for an exam on a given try (1,2,3, etc...)

KNOWLEDGE EXAM

Home > Reports > Retake Summary > View						
Retake Summary  						
DATE RANGE	TRAINING PROGRAM		INSTRUCTOR		EXAM	
08/01/2024 - 01/31/2025	Sample Training Program		2		Certified Nurse Aide	
TRAINING PROGRAMS	FIRST	PASS %	SECOND	PASS %	THIRD	PASS %
Sample Instructor	64	73.44%	13	53.85%	11	9.09%
INSTRUCTOR, DEFAULT	-	-	1	100.00%	-	-
Totals	64	73.44%	14	57.14%	11	9.09%

SKILL TEST

Home > Reports > Retake Summary > View						
Retake Summary  						
DATE RANGE	TRAINING PROGRAM		INSTRUCTOR		SKILLEXAM	
08/01/2024 - 02/05/2025	Sample Training Program		2		Certified Nurse Aide	
TRAINING PROGRAMS	FIRST	PASS %	SECOND	PASS %	THIRD	PASS %
Sample Instructor	64	82.81%	10	70.00%	5	100.00%
INSTRUCTOR, DEFAULT	-	-	-	-	1	100.00%
Totals	64	82.81%	10	70.00%	6	100.00%

Skill Detail

Pass rates for skill tasks and individual steps in those tasks

Variance from
the statewide
pass rate.

<input type="checkbox"/>	TITLE	TESTED	PASSING	VARIANCE	
<input type="checkbox"/>	Ambulation from Bed to Wheelchair using a Gait Belt 3-9-22	2	100.00%	5.71%	Step Details
<input type="checkbox"/>	Abbreviated Bed Bath- Face and One Arm/Hand/Underarm 3-9-22	4	100.00%	3.81%	Step Details
<input type="checkbox"/>	Denture Care 3-9-22	5	100.00%	3.33%	Step Details
<input type="checkbox"/>	Dressing a Dependent Resident 3-9-22	1	100.00%	10.5%	Step Details
<input type="checkbox"/>	Isolation Gown and Gloves - Empty Urinary Bag w/Hand Washing 3-9-22	3	100.00%	4.83%	Step Details
<input type="checkbox"/>	Foot Care One Foot 3-9-22	0	0%	-94.31%	Step Details
<input type="checkbox"/>	Mouth Care 3-9-22	4	100.00%	6.59%	Step Details
<input type="checkbox"/>	Perineal Care for a Female w/Hand Washing 3-9-22	7	100.00%	11.14%	Step Details
<input type="checkbox"/>	Position Resident in Bed on Side 3-9-22	1	100.00%	15.79%	Step Details
<input type="checkbox"/>	Vital Signs: Pulse and Respirations 3-9-22	3	100.00%	19.2%	Step Details
<input type="checkbox"/>	Range of Motion Exercise for One Shoulder 3-9-22	2	100.00%	8.18%	Step Details
<input type="checkbox"/>	Range of Motion Exercise for Hip and Knee 3-9-22	3	100.00%	8.35%	Step Details
<input type="checkbox"/>	Pivot-Transfer a Weight Bearing, Non-Ambulatory Resident from Bed to Wheelchair using a Gait Belt 3-9-22	0	0%	-96.15%	Step Details
<input type="checkbox"/>	Pivot-Transfer a Weight Bearing, Non-Ambulatory Resident from Wheelchair to Bed using a Gait Belt 3-9-22	4	100.00%	5.68%	Step Details
<input type="checkbox"/>	Ambulation from Wheelchair to Bed using a Gait Belt 3-9-22	5	80.00%	-14.37%	Step Details
<input type="checkbox"/>	Nail Care One Hand 3-9-22	1	100.00%	5.91%	Step Details
<input type="checkbox"/>	Mouth Care for a Comatose Resident 3-9-22	0	0%	-84.91%	Step Details
<input type="checkbox"/>	Vital Signs: Blood Pressure 3-9-22	0	0%	-82.29%	Step Details
<input type="checkbox"/>	Feeding a Dependent Resident 4-1-23	3	100.00%	9.28%	Step Details
<input type="checkbox"/>	Catheter Care for a Female w/Hand Washing 7-1-23	4	100.00%	8.37%	Step Details
<input type="checkbox"/>	Perineal Care for a Male w/Hand Washing 7-1-23	2	100.00%	12.18%	Step Details



Dressing a Dependent Resident 3-9-22

362 (362)

89.50% (89.50%)

-14.37%

Step Details

Dressing a Dependent Resident 3-9-22 Steps



Confidential Information DO NOT DISTRIBUTE

#	KEY	STEP	PASSING
1		Performs hand hygiene. (Covers all surfaces of hands with hand sanitizer. Rubs hands together until completely dry.)	95 . 58%
2		Explains the procedure to the resident.	99 . 17%
3		Provides for privacy, pulls curtain.	96 . 13%
4		Raises bed height.	88 . 67%
5		Keeps the resident covered while the removing gown.	91 . 71%
6		Removes the gown from the unaffected side first. (Affected (weak) side read in scenario _____ -- Gown was removed from resident's _____ side.)	88 . 94%
7		Places soiled gown in a designated laundry hamper.	97 . 79%
8		When dressing the resident in a button-up shirt, the candidate inserts their hand through the sleeve of the shirt and grasps the hand of the resident.	96 . 96%
9		When dressing the resident in a button-up shirt, always dresses from the affected (weak) side first. (The candidate dressed the _____ side first.)	94 . 28%
10		Assists the resident to raise their buttocks or turns the resident from side to side and draws the pants over the buttocks and up to the resident's waist.	98 . 87%
11		When dressing the resident in pants, always dresses from the affected (weak) side first. (The candidate dressed the _____ side first.)	91 . 44%
12		When putting on the resident's socks, draws the socks up the resident's foot until they are smooth.	98 . 34%
13		Leaves the resident comfortably/properly dressed.	98 . 87%
14		Leaves the resident in a position of safety.	98 . 34%
15		Lowers bed, if raised.	98 . 98%
16		Places the call light or signaling device within easy reach of the resident.	96 . 69%
17		Maintains respectful, courteous interpersonal interactions at all times.	99 . 72%
18		Performs hand hygiene. (Covers all surfaces of hands with hand sanitizer. Rubs hands together until completely dry.)	95 . 38%

Skill Test Detail
By Task Step:
After clicking step
details



Testing Trends → Knowledge Exam

Totals and pass rates per month for trainings and exams

Certified Nurse Aide Knowledge

MONTH	PASS	FAIL	NO SHOW	TOTAL
Jul 2024	2 (50.00%)	2 (50.00%)	0 (0.00%)	4
Aug 2024	0 (0.00%)	1 (33.33%)	2 (66.67%)	3
Sep 2024	8 (36.36%)	12 (54.55%)	2 (9.09%)	22
Oct 2024	2 (25.00%)	4 (50.00%)	2 (25.00%)	8
Nov 2024	10 (41.67%)	9 (37.50%)	5 (20.83%)	24
Dec 2024	13 (56.52%)	8 (34.78%)	2 (8.70%)	23
Jan 2025	9 (81.82%)	0 (0.00%)	2 (18.18%)	11

Testing Trends → Skill Test

Totals and pass rates per month for trainings and exams

Certified Nurse Aide skill

MONTH	PASS	FAIL	NO SHOW	TOTAL
Jul 2024	1 (50.00%)	1 (50.00%)	0 (0.00%)	2
Aug 2024	0	0	0	0
Sep 2024	9 (60.00%)	6 (40.00%)	0 (0.00%)	15
Oct 2024	6 (54.55%)	2 (18.18%)	3 (27.27%)	11
Nov 2024	15 (78.95%)	0 (0.00%)	4 (21.05%)	19
Dec 2024	18 (85.71%)	1 (4.76%)	2 (9.52%)	21
Jan 2025	0	0	0	0

Thank You!

From
D&S Diversified Technologies (D&SDT) –
Headmaster

